

YouTube Videos : Query, Analyze Content with Google NotebookLM

Latest Update to
Google NotebookLM

*Support for
YouTube
Videos !!*

Example and Use Cases

Supported Source Types in NotebookLM

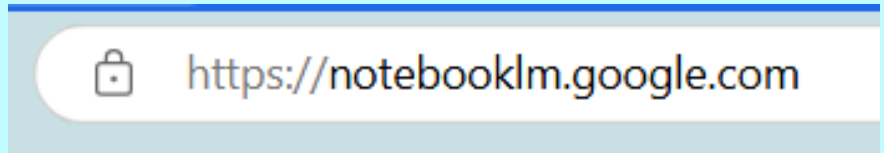
- ✓ Google Docs
- ✓ Google Slides
- ✓ PDF, Text and Markdown files
- ✓ Web URLs
- ✓ Copy-pasted text
- ✓ Youtube URLs of public videos
- ✓ Audio files

Amar Harolika

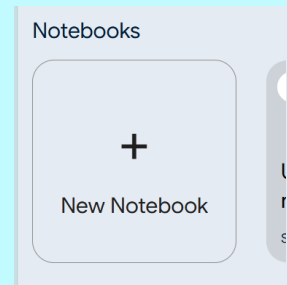
Applied Generative AI for Data Science, Analytics & Business

YouTube Videos : Query, Analyze Content with Google NotebookLM

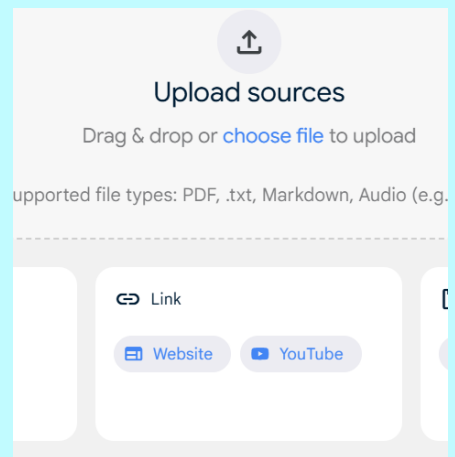
1. Open in browser



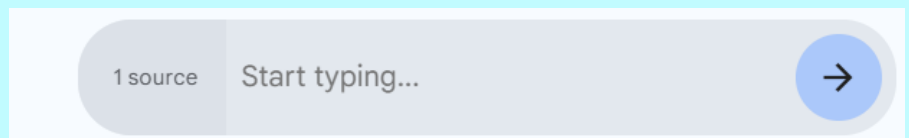
2. Add New Notebook



3 . Select YouTube and paste videolink



4 . Ask Questions

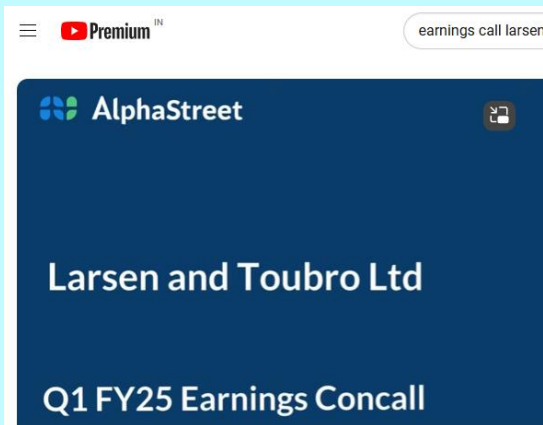


Amar Harollikar

Applied Generative AI for Data Science, Analytics & Business

YouTube Videos : Query, Analyze Content with Google NotebookLM

Example 1: SUMMARY of Larsen & Toubro earnings call (1h 23m)



Sample Prompt :
Can you summarize and share in point wise form.



L&T Q1 FY25 Earnings Conference Call Summary in Point Form

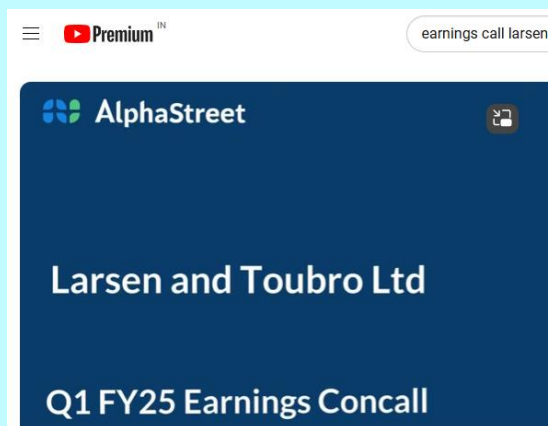
- **Strong Financial Performance:** L&T began FY25 with robust financial results:
 - Group order inflows increased by 8% year-on-year. 1
 - Revenues grew by 15% year-on-year. 2
 - Profit after tax (PAT) rose by 12% year-on-year. 3
- **Credit Rating Upgrade:** Reflecting L&T's strong financial standing, Standard & credit rating to 'BBB+', two notches higher than the Indian sovereign rating. Th robust financial health. 4

Amar Harollikar


Applied Generative AI for Data Science, Analytics & Business

YouTube Videos : Query, Analyze Content with Google NotebookLM

Example 2: GET FULL FORMATTED TRANSCRIPT of Larsen & Toubro earnings call (1h 23m)



Sample Prompt: *I want to review the full transcript. Please share it in a properly formatted manner, broken into paragraphs with clear headings. Do only minimal editing and proofing, as I want to go over all the granular details. Don't omit anything.*




Amar Harolika

Applied Generative AI for Data Science, Analytics & Business

YouTube Videos : Query, Analyze Content with Google NotebookLM

Example 3: EXTRACT ALL NUMBERS, KPI's metrics from L& T earnings call (1h 23m)

Sample Prompt: *There were various numbers shared in the video call, e.g., metrics, KPIs, projections, and actuals. Please share all of them in a table format. Don't omit anything. Multiple tables are fine if the context differs—no need to force everything into one table.*



L&T Q1 FY25 Earnings Call: A Deep Dive into the Numbers

To provide a comprehensive overview of the numerical data shared during the L&T Q1 FY25 Earnings Conference Call, information has been categorized into several tables based on their context. This approach allows for a more detailed presentation of the company's performance and future outlook across various segments.

Table 1: Group-Level Financial Highlights


Metric	Q1 FY25	Q1 FY24	YoY Change	FY25 Guidance
Group Order Inflows (₹ Billion)	709	657	8%	10% growth
Group Revenues (₹ Billion)	551	480	15%	15% growth
Consolidated PAT (₹ Billion)	28	25	12%	Not provided
EBITDA Margin (without Other Income)	10.2%	10.2%	Flat	8.2-8.25%
Net Working Capital to Sales Ratio (%)	13.9%	17.7%	-3.8%	Not provided
Trailing 12 Months ROE (%)	14.7%	12.8%	1.9%	18%

Insights from Table 1:

- L&T has begun FY25 on a strong footing, reporting robust growth across key financial indicators.
- Despite a flat EBITDA margin, the company is confident in achieving an improvement in the range of 8.2-8.25% suggests a positive outlook for profitability driven by operational efficiency and a favorable project mix.
- The significant improvement in the Net Working Capital to Sales ratio demonstrates better working capital man-

YouTube Videos : Query, Analyze Content with Google NotebookLM

Example 4: QUERYING Andrej Karpathy's Video "Lets Reproduce GPT-2" (4hrs)



Let's reproduce GPT-2 (124M)



537K views • 3 months ago

Sample Prompt:
Can you share Andrej Karpathy's explanation of Attention Operation and Multi-Headed Attention



Andrej Karpathy's Explanation of Attention and Multi-Headed Attention

While the provided transcript from Andrej Karpathy's video "Let's reproduce GPT-2 (124M)" doesn't cover the theoretical background of attention or multi-headed attention, it does offer valuable insights into the optimization within the context of GPT-2.

Attention as Map-Reduce

Karpathy emphasizes that Transformer blocks, the building blocks of GPT-2, can be viewed as a sequence of operations.

- **Attention**, in this context, acts as the **reduce** operation ¹. Imagine a sequence of tokens. The attention mechanism allows each token to "communicate" with all other tokens in the sequence, effectively aggregating information from the context. This weighted aggregation of information is what makes attention a "reduce" operation.

Amar Harollikar

Applied Generative AI for Data Science, Analytics & Business

YouTube Videos : Query, Analyze Content with Google NotebookLM

Example 5: STEP-BY-STEP GUIDE from my video – “Build AI Voice Agent App” (~45min)



Sample Prompt: *Can you extract the learnings and actions items. Please share in a point wise step by step guide format that I can use to implement on my end. Be specific.*



Learnings and Action Items to Update Data with LLM Voice Agents: A Step-by-Step Guide

This guide outlines the process of creating a system that uses LLM voice agents to update data in Excel, Google Sheets, and databases.

Step 1: Building the Core System

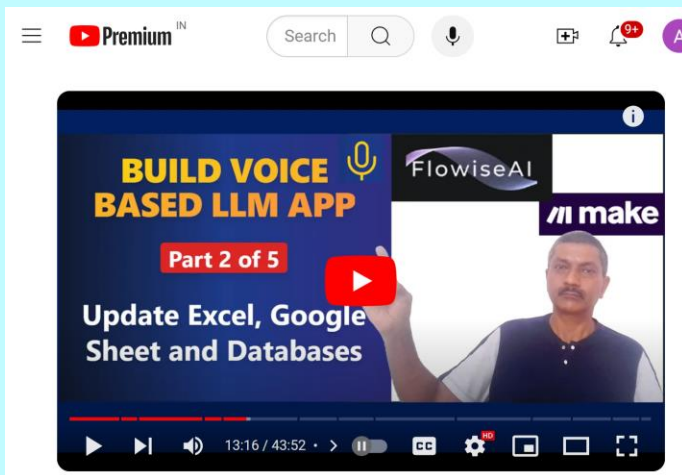
- 1. Set up the Main React Agent:** This agent handles user instructions, determining whether it's an update, report generation, or a question **1**. You can use existing code or schemas as a base and modify them using an LLM like ChatGPT **2** **3**.
- 2. Define the Custom Tool in Flow Wise:** This tool directs the agent's actions based on the user's request **4**. Use a JSON schema to specify the information to extract from the user input (e.g., type of request, heading, description) **4**.
- 3. Write JavaScript Code for Data Processing:** This code, triggered by the agent, takes the extracted information and

Amar Harollikar

Applied Generative AI for Data Science, Analytics & Business

YouTube Videos : Query, Analyze Content with Google NotebookLM

Example 6: SPECIFIC TECH QUESTION – “Build AI Voice Agent App” (~45min)



Sample Prompt:
*How do I connect
Flowise AI to
Make.com*



Connecting Flowise to Make.com

The sources provide a step-by-step guide on connecting Flowise to platforms like Excel, Google Sheets, and databases. Here's a breakdown:

1. Establishing the Webhook Connection in Make.com

- **Create a Custom Webhook:** In Make.com, start by creating a new scenario. This webhook will act as the entry point for data coming from Flowise.
- **Make.com Listens for Data Structure:** The webhook initially validates the structure of the information it will be receiving. Once it receives the first data point, it can start processing it.

2. Configuring the Flowise Custom Tool

- **Set up the Custom Tool:** In Flowise, ensure you have a "Custom Tool" configured to connect to the webhook in Make.com.

Amar Harollikar

Applied Generative AI for Data Science, Analytics & Business

YouTube Videos : Query, Analyze Content with Google NotebookLM

A few more use cases [Brainstormed with ChatGPT]

Bug Resolution Summaries: troubleshooting steps from tech support videos / quick-reference guides.

Algorithm Breakdown: Detailed explanations and use cases of algorithms discussed in tech videos.

AI/ML Model Implementation: Pull step-by-step processes from data science videos

Data Security Protocols: Extract best practices from cybersecurity webinars.

New Technology Overview: Summarize the pros and cons of newly launched tech platforms & frameworks

YouTube Videos : Query, Analyze Content with Google NotebookLM

A few more use cases [Brainstormed with ChatGPT]

Market Trends : Trends from multiple transcripts from industry talks or webinars.

Content Repurposing: Pull highlights from long-form video transcripts for creating blog posts, newsletters, or social media content.

SEO Keyword Analysis: Extract keywords from transcripts and compare them to SEO goals for content optimization.

Meta Description Optimization: Pull key points from video transcripts to craft compelling, SEO-optimized meta descriptions for related content.